


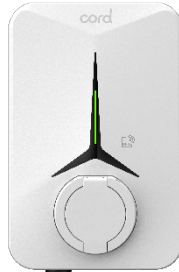
# Cord Zero Home EV Charger Tethered & Untethered – UK

## Technical Product Datasheet




### Mode 3 Type 2 (7.4kW, 32A, Single Phase) For Electric Vehicles

## Cord Zero Range



### Untethered/Socketed

Black - CRDUTV1BLK7KW-UK  
White - CRDUTV1WHT7KW-UK



### Tethered 5 metre

Black - CRD5MV2BLK7KW-UK  
White - CRD5MV2WHT7KW-UK



### Tethered 8 metre

Black - CRD8MV2BLK7KW-UK  
White - CRD8MV2WHT7KW-UK

## Safety & Technical Specifications

Item	Model	Cord Zero Untethered	Cord Zero Tethered 5m	Cord Zero Tethered 8m
Design	Appearance design			
Input	Power Supply	1P+N+PE		
	Rated Voltage	230V AC± 10%		
	Rated Current	32A		
	Frequency	50HZ		
Output	Output Voltage	230V AC± 10%		
	Maximum Current	32A		
	Output Power	7kW		
Structure Design	Charging Outlet	Type 2 socket	Type 2 cable	Type 2 cable
	Cable Length	/	5m	8m
	Housing Material	PC		
Communication	Wi- Fi	Wi- Fi (2.4GHz)		
	Cellular Connectivity	4G		
	Ethernet	/		
	Protocol	OCPP 1.6J		
Security Protection	RCD	30mA AC+6mA DC		
	Ingress Protection	IP54	IP65 (enclosure)	IP65 (enclosure)
	Impact Protection	IK08		
	Electrical Protection	Over current protection, Residual current protection, Surge protection, Over/Under voltage protection, Over/Under frequency protection, Over temperature protection, PEN Fault Protection		
Certification	Certification	UKCA (subcertification)		
Environmental Index	Installation	Wall- mount/Floor- stand(optional)		
	Work Temperature	- 30°C~ + 50°C		
	Work Humidity	5%-95%		
	Work Altitude	<2000m		
	Cooling Method	Natural cooling		
	Application Site	Indoor/Outdoor		
Package Information	Product Dimension	320.7x210.7x132.4 mm		
	Package Dimension	430x330x185 mm	430x330x235 mm	
	Net Weight	1.90 kg	3.60 kg	4.40 kg
	Gross Weight	3.40 kg	5.20 kg	5.90 kg

## Safety Features

Our Cord Zero EV chargers are designed with multiple layers of protection to ensure safe, reliable, and compliant operation in all environments. Below is a detailed explanation of the built-in safety features, including both AC and DC leakage protection.

**Overcurrent Protection** - Prevents damage to the charger, vehicle, or wiring if the electrical current exceeds the safe rated limit. Triggered by faults in the charger, vehicle onboard charger, or sudden short circuits. Uses circuit breakers or fuses to disconnect power quickly, avoiding overheating, component failure, or fire risk.

**Leakage Protection AC (30 mA)** - Detects alternating current (AC) leakage to earth, which may be caused by damaged cables, water ingress, or insulation faults. Trips when leakage exceeds 30 mA, shutting down power within milliseconds to protect users from electric shock. Operates continuously during charging.

**Leakage Protection DC (6 mA)** - Specifically designed for EV applications to detect smooth DC fault currents that can be generated by vehicle onboard chargers. A DC fault above 6 mA can blind standard AC RCDs, making them ineffective. This protection ensures such faults are detected early and power is disconnected to maintain full safety.

**Surge Protection** - Protects the charger and vehicle from sudden voltage spikes caused by lightning strikes, grid switching, or large nearby electrical loads. Surge protection devices (SPDs) divert or absorb excess voltage before it reaches sensitive electronics.

**Over or Under Voltage Protection** - Ensures charging only occurs when the mains voltage is within a safe operating range. If voltage is too high or too low, it may damage components; too low can also cause overheating due to excess current draw. Stops charging if voltage is outside preset limits.

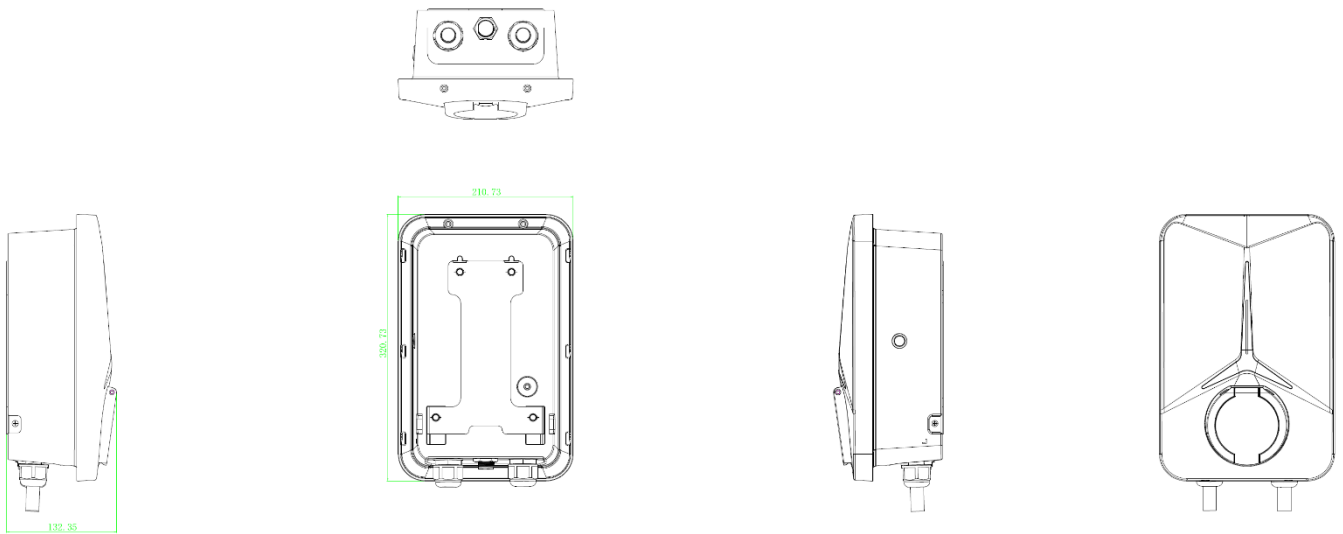
**Ground Protection** - Verifies that the charger is properly earthed before and during charging. A poor or missing earth increases electric shock risk and can impair leakage protection. Charging is prevented if grounding is unsafe.

**CP (Control Pilot) Diode Short Circuit Detection** - The Control Pilot signal manages communication between charger and vehicle. A diode short circuit fault in this circuit could lead to unsafe charging. This protection stops charging immediately if such a fault is detected.

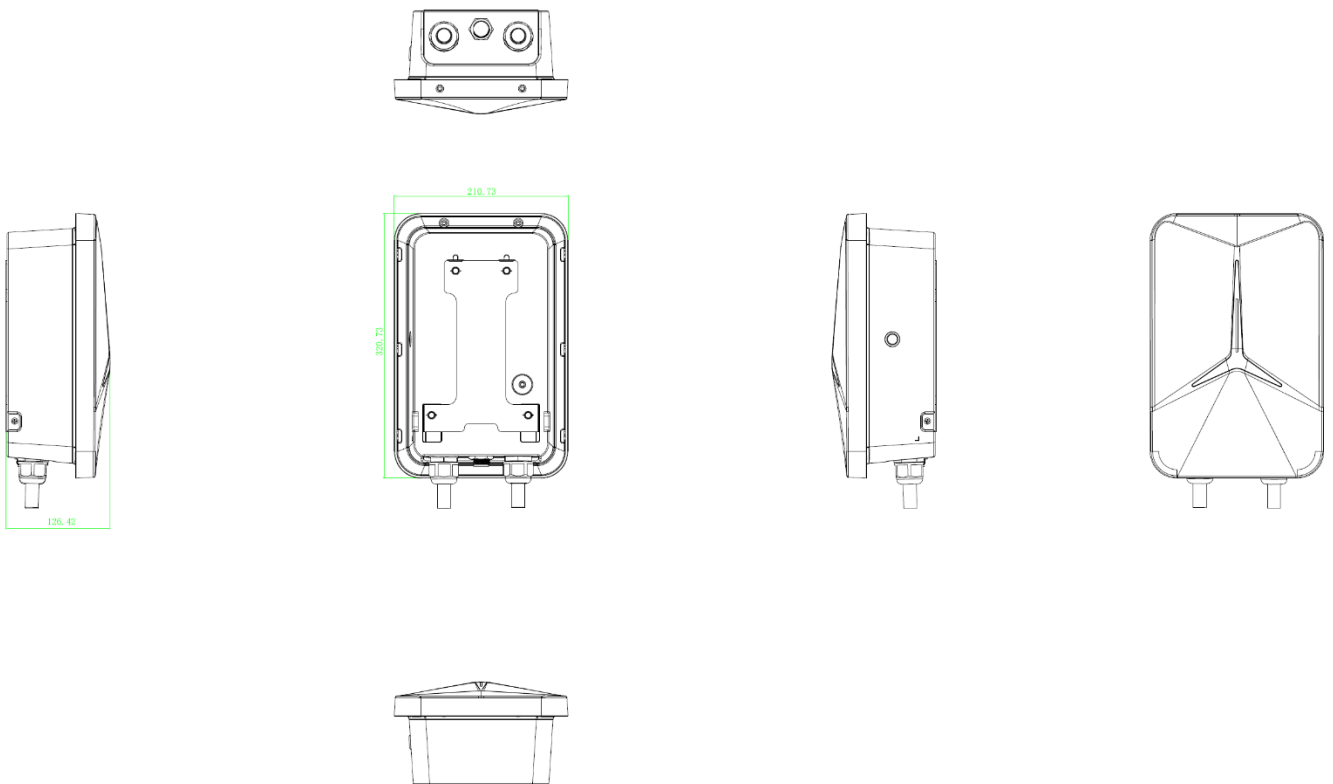
**Relay Adhesion Detection** - High-current relays (contactors) control power delivery to the vehicle. If a relay becomes stuck in the 'on' position, power may still flow when charging should be off. This system regularly tests relay operation and isolates power if a fault is found.

**PEN Fault Protection** – incorporates integrated PEN conductor fault detection and automatic disconnection, ensuring user safety without the need for an external earth rod.

## Untethered Dimensions



## Tethered Dimensions



## Back mounting plate

